





Name: _____

Date: _____

Narrative Writing Checklist

Grade 2



STRUCTURE

Overall	I wrote about one time when I did something.				
	Did I do it like a second grader?	NOT YET	STARTING TO	YES!	
Lead		I thought about how to write a good beginning and chose a way to start my story. I chose the action, talk, or setting that would make a good beginning.	<input type="checkbox"/>	<input type="checkbox"/>	<input type="checkbox"/>
Transitions		I told the story in order by using words such as <i>when</i> , <i>then</i> , and <i>after</i> .	<input type="checkbox"/>	<input type="checkbox"/>	<input type="checkbox"/>
Ending		I chose the action, talk, or feeling that would make a good ending.	<input type="checkbox"/>	<input type="checkbox"/>	<input type="checkbox"/>
Organization		I wrote a lot of lines on a page and wrote across a lot of pages.	<input type="checkbox"/>	<input type="checkbox"/>	<input type="checkbox"/>

Narrative Writing Checklist (continued)

Grade 2



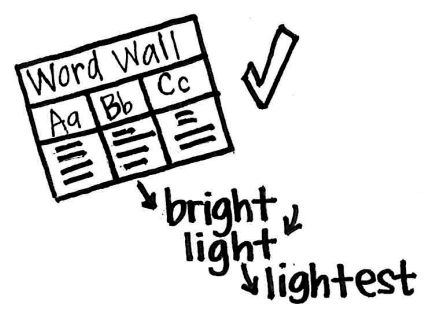

DEVELOPMENT

	Did I do it like a second grader?	NOT YET	STARTING TO	YES!
Elaboration		<input type="checkbox"/>	<input type="checkbox"/>	<input type="checkbox"/>
Craft	 <p style="margin-left: 20px;">skipped ran raced walked</p>	<input type="checkbox"/>	<input type="checkbox"/>	<input type="checkbox"/>

Narrative Writing Checklist (continued)

Grade 2

LANGUAGE CONVENTIONS

	Did I do it like a second grader?	NOT YET	STARTING TO	YES!	
Spelling	<div style="display: flex; justify-content: space-around; align-items: center;"> <div style="text-align: center;">  </div> <div style="text-align: center;">  </div> </div>	I used what I knew about spelling patterns to spell a word.	<input type="checkbox"/>	<input type="checkbox"/>	<input type="checkbox"/>
		I spelled all of the word wall words correctly and used the word wall to help me figure out how to spell other words.	<input type="checkbox"/>	<input type="checkbox"/>	<input type="checkbox"/>
Punctuation	<div style="display: flex; justify-content: space-around; align-items: center;"> <div style="border: 1px solid black; padding: 5px;">“ ”</div> <div style="text-align: center;">  </div> </div> <p>“How are you?” my teacher asked.</p>	I used quotation marks to show what characters said.	<input type="checkbox"/>	<input type="checkbox"/>	<input type="checkbox"/>
	<div style="text-align: center; margin-bottom: 10px;"> ’ </div> <p>can't I'm don't we'll</p>	When I used words such as <i>can't</i> and <i>don't</i> , I put in the apostrophe.	<input type="checkbox"/>	<input type="checkbox"/>	<input type="checkbox"/>